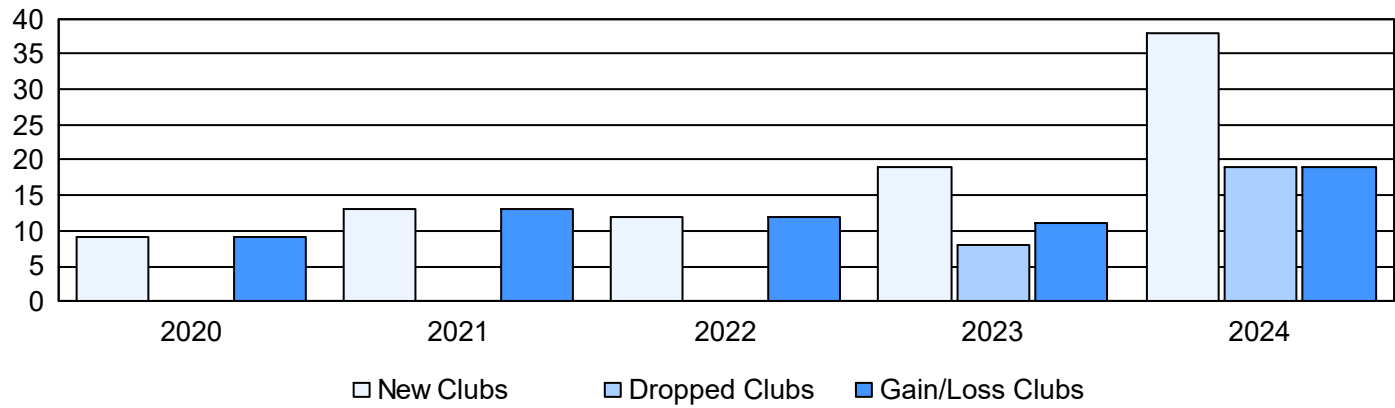
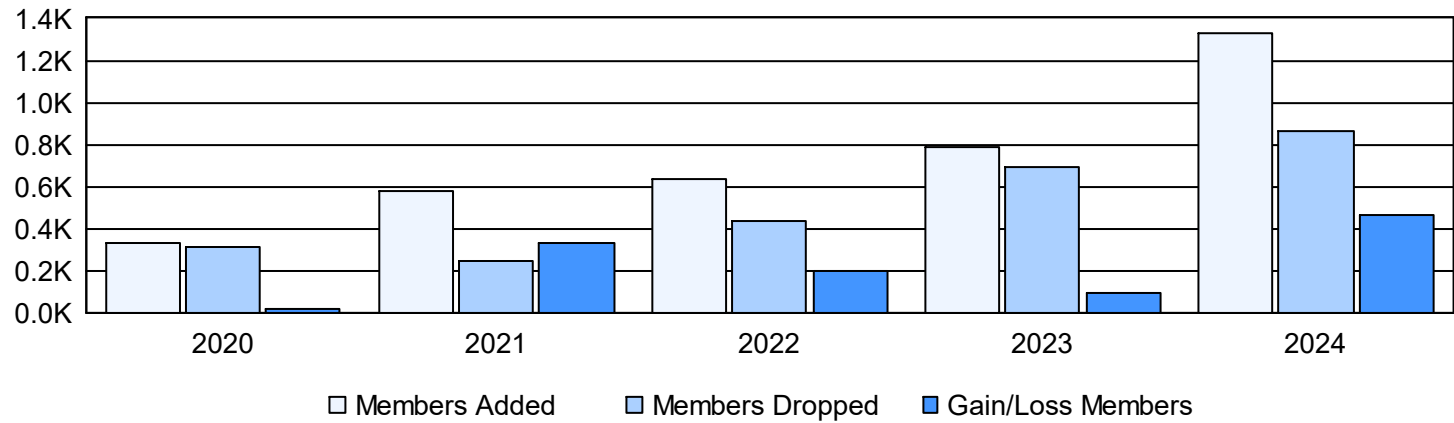


Year	New Clubs	Dropped Clubs	Gain/ Loss Clubs	New Members	Charter Members	Reinstate Members	Transfer Members	Total Member Added	Total Members Dropped	Gain/ Loss Members
2019-2020	9	0	9	113	203	13	1	330	309	21
2020-2021	13	0	13	240	330	12	0	582	247	335
2021-2022	12	0	12	282	320	24	5	631	433	198
2022-2023	19	8	11	244	502	29	12	787	695	92
2023-2024	38	19	19	443	856	23	11	1,333	865	468
Average	18	5	13	264	442	20	6	733	510	223

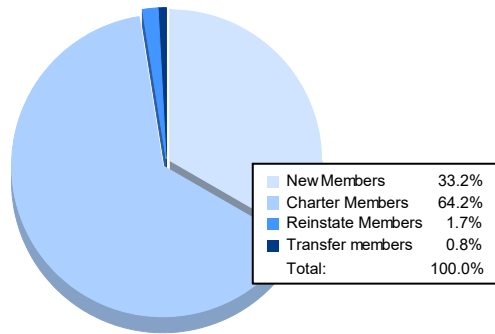
Clubs



Members



Membership Composition June 2024 Cumulative



Gender Composition June 2024 Cumulative

